



Constant Contact Survey Results

Survey Name: CASE/NAIS Survey 09

Response Status: Partial & Completed

Filter: None

Dec 18, 2008 2:50:21 PM

Name (optional):

15 Response(s)

School (optional):

15 Response(s)

* How long have you been in development?

Answer	0%	100%	Number of Response(s)	Response Ratio
0-1 year			1	4.5 %
2-5 years			2	9.0 %
6-10 years			3	13.6 %
Over 10 years			16	72.7 %
No Response(s)			0	0.0 %
Totals			22	100%

* Are you with a day school?

Answer	0%	100%	Number of Response(s)	Response Ratio
Yes			21	95.4 %
No			0	0.0 %
Other			1	4.5 %
No Response(s)			0	0.0 %
Totals			22	100%

* What is your student enrollment?

Answer	0%	100%	Number of Response(s)	Response Ratio
Under 200			2	9.0 %
200-499			9	40.9 %
500-749			5	22.7 %
750-999			3	13.6 %
Above 1000			3	13.6 %
No Response(s)			0	0.0 %
Totals			22	100%

* What is your grade range?

Answer	0%	100%	Number of Response(s)	Response Ratio
K-5			0	0.0 %
K-8			3	13.6 %
K-12			5	22.7 %
6-12			3	13.6 %
Other			11	50.0 %
No Response(s)			0	0.0 %
Totals			22	100%

* How much time does your Head spend on development?

Answer	0%	100%	Number of Response(s)	Response Ratio
0%-24%			14	63.6 %
25%-49%			4	18.1 %
50%-74%			3	13.6 %
75%-100%			0	0.0 %
Don't Know			1	4.5 %
No Response(s)			0	0.0 %
Totals			22	100%

*** Do you have a development staff person dedicated to fulltime administrative support?**

Answer	0%	100%	Number of Response(s)	Response Ratio
Yes			16	72.7 %
No			6	27.2 %
No Response(s)			0	0.0 %
Totals			22	100%

*** Does your Board have an established Development Committee?**

Answer	0%	100%	Number of Response(s)	Response Ratio
Yes			21	95.4 %
No			1	4.5 %
No Response(s)			0	0.0 %
Totals			22	100%

*** Do you have a staff person dedicated to annual giving?**

Answer	0%	100%	Number of Response(s)	Response Ratio
Yes			14	63.6 %
No			8	36.3 %
No Response(s)			0	0.0 %
Totals			22	100%

How much did the annual fund raise last year?

Answer	0%	100%	Number of Response(s)	Response Ratio
Under \$100,000			2	9.0 %
\$100,000-\$249,999			4	18.1 %
\$250,000-\$499,999			4	18.1 %
\$500,000-\$749,999			4	18.1 %
\$750,000-\$999,999			4	18.1 %
\$1,000,000+			4	18.1 %
Other			0	0.0 %
No Response(s)			0	0.0 %
Totals			22	100%

What is your largest annual fund gift club?

Answer	0%	100%	Number of Response(s)	Response Ratio
\$5K			1	4.5 %
\$10K			7	31.8 %
\$25K			12	54.5 %
Other			2	9.0 %
No Response(s)			0	0.0 %
Totals			22	100%






* How many capital campaigns have you managed?

Answer	0%	100%	Number of Response(s)	Response Ratio
None			4	18.1 %
1			8	36.3 %
2			2	9.0 %
3			5	22.7 %
4			3	13.6 %
5 or more			0	0.0 %
No Response(s)			0	0.0 %
Totals			22	100%




* Are you currently conducting a capital campaign?

Answer	0%	100%	Number of Response(s)	Response Ratio
Yes			15	68.1 %
No			7	31.8 %
No Response(s)			0	0.0 %
Totals			22	100%






If so, how much is your goal?

Answer	0%	100%	Number of Response(s)	Response Ratio
\$1,000,000-\$4,999,999			5	22.7 %
\$5,000,000-\$9,999,999			1	4.5 %
\$10,000,000-\$24,999,999			5	22.7 %
\$25,000,000+			7	31.8 %
Other			0	0.0 %
No Response(s)			4	18.1 %
Totals			22	100%





Do you have a development staff person, other than the Director of Development, dedicated to the campaign?

Answer	0%	100%	Number of Response(s)	Response Ratio
Yes			7	31.8 %
No			14	63.6 %
Other			1	4.5 %
No Response(s)			0	0.0 %
Totals			22	100%

When did solicitations for your last capital campaign begin?

Answer	0%	100%	Number of Response(s)	Response Ratio
Within the last year			2	9.0 %
1-5 years ago			11	50.0 %
More than 5 years ago			5	22.7 %
Other			1	4.5 %
No Response(s)			3	13.6 %
Totals			22	100%

When did they conclude?

Answer	0%	100%	Number of Response(s)	Response Ratio
Within the last year			4	18.1 %
1-5 years ago			3	13.6 %
More than 5 years ago			3	13.6 %
Other			6	27.2 %
No Response(s)			6	27.2 %
Totals			22	100%

If you completed a capital campaign within the past year, how much did you raise in gifts and pledges?

Answer	0%	100%	Number of Response(s)	Response Ratio
\$1,000,000-\$4,999,999			4	18.1 %
\$5,000,000-\$9,999,999			0	0.0 %
\$10,000,000-\$24,999,999			2	9.0 %
\$25,000,000+			1	4.5 %
Other			3	13.6 %
No Response(s)			12	54.5 %
Totals			22	100%

Did you conduct a feasibility study prior to your most recent capital campaign?

Answer	0%	100%	Number of Response(s)	Response Ratio
Yes			17	77.2 %
No			4	18.1 %
No Response(s)			1	4.5 %
Totals			22	100%







Is your goal within 25% of what the study recommended?

Answer	0%	100%	Number of Response(s)	Response Ratio
Yes			11	50.0 %
No			3	13.6 %
Other			2	9.0 %
No Response(s)			6	27.2 %
Totals			22	100%






What is your most effective form of campaign communication?

Answer	0%	100%	Number of Response(s)	Response Ratio
Print			5	22.7 %
E-newsletter			0	0.0 %
Website			1	4.5 %
Other			10	45.4 %
No Response(s)			6	27.2 %
Totals			22	100%







Who is responsible for campaign communication?

Answer	0%	100%	Number of Response(s)	Response Ratio
Director of Development			12	54.5 %
Director of Communications			5	22.7 %
Campaign Assistant			1	4.5 %
Outside freelancer			1	4.5 %
Other			2	9.0 %
No Response(s)			1	4.5 %
Totals			22	100%




What percent of your campaign communications are managed online (email, e-newsletter, website)?

Answer	0%	100%	Number of Response(s)	Response Ratio
0%-24%			10	45.4 %
25%-49%			5	22.7 %
50%-74%			3	13.6 %
75%-100%			0	0.0 %
Don't Know			2	9.0 %
No Response(s)			2	9.0 %
Totals			22	100%

What is your largest gift or pledge to date?

Answer	0%	100%	Number of Response(s)	Response Ratio
\$100,000-\$499,999			2	9.0 %
\$500,000--\$999,999			5	22.7 %
\$1,000,000-\$4,999,999			7	31.8 %
\$5,000,000-\$9,999,999			4	18.1 %
\$10,000,000+			1	4.5 %
Other			0	0.0 %
No Response(s)			3	13.6 %
Totals			22	100%

Did that gift come from a trustee?

Answer	0%	100%	Number of Response(s)	Response Ratio
Yes			6	27.2 %
No			13	59.0 %
No Response(s)			3	13.6 %
Totals			22	100%

How involved is your staff in campaign management?

Answer	0%	100%	Number of Response(s)	Response Ratio
Very			10	45.4 %
Somewhat			6	27.2 %
Not much			3	13.6 %
Not at all			1	4.5 %
No Response(s)			2	9.0 %
Totals			22	100%

To what extent have you put the campaign on hold during the current financial crisis?

17 Response(s)

What, if any, communications regarding the financial crisis went out to your school community?

19 Response(s)

Are you having fun?

Answer	0%	100%	Number of Response(s)	Response Ratio
Yes I am!			15	68.1 %
Sort of			3	13.6 %
Not really			2	9.0 %
No!			0	0.0 %
No Response(s)			2	9.0 %
Totals			22	100%